



For More Info







Click Here --->

intimus 90CC6



High-Security shredder with Integrated Auto Reverse function for easy removal of jammed paper. User friendly thanks to the i-Control® function. Silentec®: innovative sound dampening principle and EcoLogic for more energy efficiency.

-  **i-control®** Absolute transparency of the work flow
-  **Silentec®** Innovative concept for noise insulation
-  **EcoLogic** Energy efficiency
-  **DLS** Dynamic Load Sensor - controlled performance

**9 Reams/Hour
Meets and Exceeds
NSA/CSS 02-01
Specifications**

- Dustproof enclosed cabinet
- Mounted on rollers for flexible use
- Material: shock resistant plastic, wood

Technical Data

Shred Size	0.8 x 4.5mm
Shred Type	Cross-cut
Capacity	up to 7 sheets
Speed	16 ft. per minute
Throat Size	10 1/4"
Shred Container	23.8 gallons
Power Supply	110V
Power Consumption (kW)	0.69
Power Consumption (Hp)	0.92
Width (in)	16.5"
Depth (in)	15.4"
Height (in)	39"
Weight (lb)	84 lbs.
Accessories	Oil & Shredder bags



MARTIN YALE
Industries

251 Wedcor Avenue • Wabash, IN 46992
Tel: 800.225.5644 • Fax: 260.563.4575